




**BACK** to



**SCHOOL**



*Night*



# *First Grade*

## **2021-2022**

*Dear friends, since God so loved us, we also ought to love one another. 1 John 4:11*





# Teacher CONTACT Info

Email: [deanne.boyce@splgrafton.org](mailto:deanne.boyce@splgrafton.org)

School Address: 701 Washington St.

Grafton, WI 53024

School Phone: 262-377-4659

\*Best way to reach me for a quick question is through email.

\*If you need me to know information during the school day, please call the office to let me know. I do not always have time to check email during the school day.

\*Please save questions for after school or email, as mornings are our Teacher-Student Collaboration Time.



# WEBSITE *and* GRADES



- ★ [www.splgrafton.org](http://www.splgrafton.org)
  - classroom pages
  - Mrs. Boyce
  - Please check over the weekend

★ **Handbook** is on website under Resources.

★ **Fast Direct - Check weekly!**

★ <http://www.fastdir.com/splgrafton/>

★ **PF - Please Fix OR Please Finish**  
**None** means not entered







# ABOUT *First* GRADE



First grade is going to be an exciting academic year for your child! It is the most important year in your child's academic growth. First grade will be the base of your child's entire future learning. You will be amazed and proud of the rapid progress your child will make.

In order for this year to be a success, I need your help and constant support at home. In school, I have prepared an organized, structured, and engaging environment to best promote your child's academic growth.

**To help us get our day started on the right foot, I ask that you please save your questions for the end of the day or email me. This way I can give you and your children the complete attention that they deserve.**

# ABOUT *First* GRADE

First Grade is a busy and exciting time for our students. We learn so many new things everyday. As we learn, safety is very important and one of the most important things we need to learn about safety is how to tie our shoes! Because we are so busy in our classroom, we don't have time to tie shoes or teach our students to tie their shoes. Please work with your child to teach them how to tie their shoes. This will keep them safe and will also help us stay healthy!

In our classroom we take care of one another so if your child needs help with their shoes, the other students will help them tie their shoes!

If you have any questions, please let me know!

Thank you!





# SCHEDULE

## Deanne Boyce Schedule 2021-2022

	Monday	Tuesday	Wednesday	Thursday	Friday
8:00-8:20	Morning Work	Morning Work	Morning Work	Morning Work	Morning Work
8:20-9:00	Religion	Religion	Chapel	Religion	Religion
9:00-9:30	Writing	Writing	Writing	Writing	Spelling Test
9:30-10:00	Units	Units	Units	ART	LIBRARY
10:00-10:30	Reading	Music	Reading	Music	Units
10:30-11:10	Phonics	Reading	PE 10:50-11:20	PE 10:50-11:20	Reading
11:10-11:40	Computers	Phonics	Phonics	Art Continued	Phonics
11:45-12:08	Lunch	Lunch	Lunch	Lunch	Lunch
12:10-12:25	Recess	Recess	Recess	Recess	Recess
12:30-12:45	Story Time	Story Time	Story Time	Story Time	Math
12:45-1:45	Math	Math	Math	Math	
1:00-1:30	HW 1:15		Social Studies	Social Studies	Social Studies
1:45-2:05	Math				
2:05-2:20	Recess	Recess	Recess	Recess	Recess
2:30-3:00	Science	Science	Science	Science	Show & Tell



# BEHAVIOR SYSTEM

Our classroom will use a clip chart to monitor behavior. A clip chart is a great tool that allows students to be rewarded for positive behavior, while discouraging negative behavior.

Each student has a clothespin, or clip, with his or her name on it.

Everyone will start on green at the beginning of each day, and clips can be moved up and down throughout the day based on behavior.

Students will earn "Caught You" tickets to be entered into a drawing based on the level they end the day with! {Ticket scale: green = 1; blue = 2; purple = 3; pink = 4}

The Flying High level is reserved for outstanding behavior.

Students can move to the Outstanding Effort level for continuing to display good behavior. You should be very proud of your child for reaching this level!

Students will move to the Taking Flight level for showing that they are making the right behavior decisions! Ending the day on this level is great!

Every student will start the day on the In the Nest level.

As the day goes on, clips can be moved up and down, based on behavior. This level is a good one to be on!

A student will be moved to the Head in the Clouds level as a warning about his/her behavior, and a reminder to follow the rules.

Students who continue to display poor behavior can move down to the Teacher's Choice level. Here, the teacher can decide what action to take. An in-classroom time out and/or loss of some recess time (on the wall) might be an appropriate choice.

If a student moves to Stop and Think, the student will have an in-classroom timeout, will fill out a Stop and Think sheet, and discuss the behavior with the teacher. Some recess time on the wall might be an appropriate choice by the teacher.

When a student moves to the Parent Contact level, the teacher will notify parents via email or phone call. A visit to the Principal's office might also be in order. Students on this level may also lose recess time, etc. and a red card note may need to be signed.

see handbook for bullying policy and forms.





# READING



- ★ Reading expectations every school night
  - Read for 20 minutes 4 days a week or more
  - **Raz Kids: Must read 2 books each week and pass the quizzes**
  - [www.kidsa-z.com](http://www.kidsa-z.com)
- ★ Reading logs due FRIDAYS! **This will be graded.**
- ★ Sight Word and Fluency Phrase Booklets
  - Expectations are that every child completes at least one page every week
  - Parents need to date and initial pages as they are read with 100% accuracy and fluency.
  - Completed books are to be returned to school.

# Reading Road Race Rally



## *Parents:*

- ★ Choose a state to provide souvenirs for class (48)
  - Please have souvenirs to your child's teacher by the Monday of your week!
- ★ Find a box for “glove compartment” for your child
- ★ Help your child decorate glove compartment at home and send to school by the **TUESDAY AFTER LABOR DAY!**
- ★ Celebrate souvenirs and reading success by keeping souvenirs in glove compartment and marking off each state on the map


## *Kids:*

- ★ Decorate glove compartment and bring to school
- ★ Read for 20 minutes 4 days a week and record on sheet by Friday
- ★ Bring home souvenirs and state symbol cards (put on key ring) and keep in glove compartments





# Reading Road Race Rally



## \_\_\_\_\_ 's Reading Log

A love of reading will be very important in our classroom. The best part about this homework? You're able to do it with your child! For every 20 minutes that is read at home - 2 Raz Kids books/week AND quizzes and then books of student's choice (independently or read with), have your child color a star. Students must complete 4 stars by Friday morning in order to earn their Reading Road Race Rally souvenir. Please keep this log in your child's take-home folder. Students will turn it in and receive a new log each Friday.

	Date	Title(s) of Book(s) Read	Who I Read With
★			
★			
★			
★			
★			
★			
★			



# Reading Road Race Rally



48 Souvenirs from a State

## BOYCE

Alabama -  
Alaska -  
Arizona -  
Arkansas -  
California -  
Colorado -  
Connecticut -  
Delaware -  
Florida -  
Georgia -  
Hawaii -  
Idaho -  
Illinois -  
Indiana -  
Iowa -  
Kansas -  
Kentucky -  
Louisiana -  
Maine -  
Maryland -  
Massachusetts -  
Michigan -  
Minnesota -  
Mississippi -  
Missouri -

## PINGEL

Montana -  
Nebraska -  
Nevada -  
New Hampshire -  
New Jersey -  
New Mexico -  
New York -  
North Carolina -  
North Dakota -  
Ohio -  
Oklahoma -  
Oregon -  
Pennsylvania -  
Rhode Island -  
South Carolina -  
South Dakota -  
Tennessee -  
Texas -  
Utah -  
Vermont -  
Virginia -  
Washington -  
West Virginia -  
Wisconsin -  
Wyoming -





# Reading Workshop


## Components of Reading Workshop

**Mini Lesson:** A whole group lesson that follows a prescribed curriculum and targets one skill or standard appropriate for the grade level. The teacher models and provides examples with read aloud or shared text.

**Independent Reading:** Students practice skills with self-selected "just right" text. This is an opportunity for building stamina, reading with focus and engagement, and skill building. During this time, students may read alone and/or with a partner. The child will write in response to their reading and conference with the reader.

**Small Group Instruction: (Strategy Groups)** The teacher will pull a small group of students to work at their instructional level to guide their reading and teach skills needed to advance to the next reading level and deepen comprehension.

**Share:** Students have opportunity to share and discuss their reading with other students to deepen comprehension and apply what has been learned. Teachers will also share to emphasize skills and strategies that proficient readers use.



## What is Readers Workshop?

Reading Workshop is a powerful way to structure reading class. **It engages students in the process of becoming fluent readers and thinkers.** Readers Workshop enables us to teach important lesson, skills and strategies in all areas of reading – from book choice to building reading stamina to decoding skills to comprehension. **Most importantly, it provides students with time to read and guidance from the teacher while reading books of their choice.**

Teaching children how to read, understand what they read, and find joy in the process of reading is a complex task. Your children need time to practice and develop these skills.

## Why Workshop?

- Teachers using real literature to teach reading.
- Teaches students at individual levels to allow for differentiation of instruction.
- Teachers model the work of real readers then prepare the students for transfer of learning to other books and topics.

\*I do...We do...You do

- Students have choice – more engagement in reading.





## Words To Know:

**Comprehension:** Understanding what is read.

**Fluency:** Ability to read with accuracy and good pacing.

**Stamina:** The ability to slowly increase the amount of time spent reading with focus and engagement.

**Just Right Book:** A book at an independent level that a child can read with understanding for practice of skills being taught.

**Instructional Level:** The text read with teacher guidance to assist the reader in advancing levels with direct teaching for skills and concepts.

**Reading Log:** A place to record book titles, pages read and time spent reading. Used to monitor and understand your child as a reader.

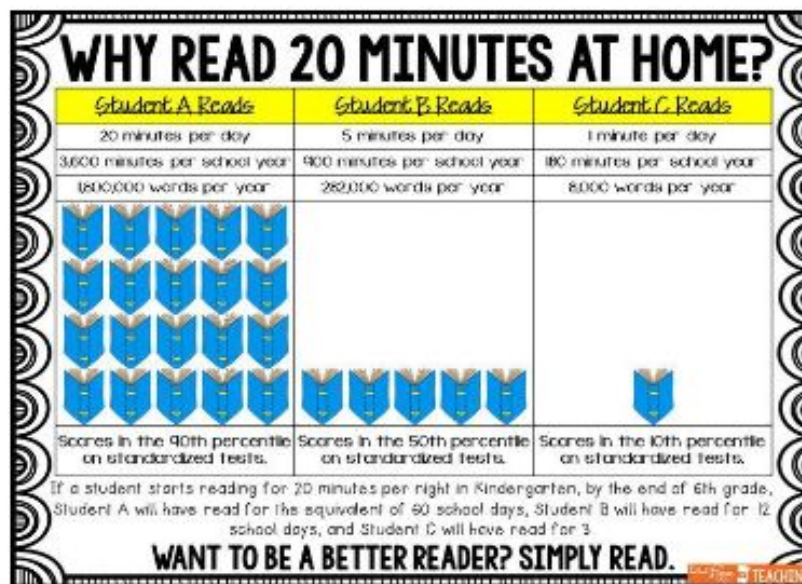


St. Paul Lutheran School  
Grafton, WI

Focused on Excellence † Centered on Christ

## How to Help Your Child At Home

- Talk about books as a family
- Read with your child every day
- Ask your child to share with you what he or she is reading. Ask- What is the best part? Does the character remind you of anyone you know? Do you like this author's style, why?
- Make reading a priority. Young readers should reread old favorites, read the pictures and tell stories and nursery rhymes with you.
- Older readers can benefit from reading a series or many books by the same author. You can read the same book and discuss it with your child.
- Trust your child's teacher to match the reader with the right text for learning – the book is essential!





# Subject Matter

## Spelling

- ★ Find spelling words on teacher website
- ★ Pretests on Wednesdays, Tests on Fridays unless otherwise noted
- ★ <http://www.spellingcity.com/deannemb/>
- ★ Spelling words coincide with weekly phonics lessons

## Saxon Math


- ★ Homework (side B of sheets) will be sent home **if** your child was not able to finish in class.
- ★ Math strategies and wordage on teacher website
- ★ Need a pencil sharpener at school

## Raz Kids

- ★ [www.razkids.com](http://www.razkids.com)
- ★ Username SPL1st/SPLKG Password 2029

## Learning.com (Computer class)

- ★ [www.learning.com](http://www.learning.com)



# Christian Character

Throughout the year we will be talking about seven key virtues that we as Christians live by. These virtues are presented through Biblical narratives where we will experience the story through the shoes of the character, reflect on their actions as well as internalize how we might have reacted. Finally, we will learn how we are called to act, being motivated by the Holy Spirit to serve for a Greater Purpose.

★ The Seven Virtues:

**Justice, Respect, Responsibility, Integrity, Courage, Diligence, Self-Sacrifice**


Who's Involved? All of our grades will be working with their teachers through the Christian Character Formation Project. Families will also be encouraged to participate through a weekly devotion that will be emailed home. These devotions will be connected to that week's classroom curriculum. A school wide weekly Bible verse will be focused on and used as memory in some of our classrooms. We encourage families, as part of their devotion time, to study the Bible verse as well.






# Memory Work

- ★ Memory Work list is on teacher website
- ★ Memory Work may be individually recited any day of the week. Late scores will be given after the week's end.
- ★ Only the verse needs to be memorized. The Bible reference does not.
- ★ Memory Work starts the last week of August.



# Dress Code



The following rules are in effect: 1. All clothing and **footwear** should be neat, clean, the appropriate size, and worn appropriately. 2. Students may not wear **clothing that bears the pictures or names** of secular music groups, reference to drugs (including alcohol or tobacco), or any pictures or writing that may be construed to be in poor taste or in any way disruptive to the learning process at our school. 3. The following items of clothing are inappropriate in the classroom and may not be worn: immodest clothing (such as **halter tops, tank tops, visible underwear**) bare midriff clothing, too tight clothing, frayed or torn clothing, or military/hunting clothing. Students in grades 3-8 may not wear sweatpants or warm-ups. 4. The guiding principle in determining appropriate footwear is health and safety. Therefore, ill-fitting or loosely fitting shoes are inappropriate. For safety reasons, including stairs that need to be climbed each day, we must insist upon shoes that fit so as to prevent tripping, flopping, or unnecessary noise while walking or climbing stairs. Acceptable footwear include loafers, boots, deck shoes, heel strapped sandals, traditional dress shoes, or athletic footwear that are well maintained, clean and properly laced. 5. On **chapel days** or special occasions, a higher standard of dress is required. This is a way of reflecting our respect for our God and the importance we place on worship. **Boys are expected to wear collared shirts or sweaters and dress pants. Girls are expected to wear dress tops and appropriate skirts or dress pants.** During the months of August, September, October, May and June students may wear dress shorts. On chapel days, the following attire is **not appropriate**: • denim (any color) • T-shirts • Sweatshirts • uniform/athletic clothing 6. Students may wear shorts during the months of August, September, October, May and June or at discretion of the Principal. Shorts must be mid-thigh length or longer. Spandex, cutoffs (jeans or sweatpants), torn shorts, tight or short shorts, gym or jogging shorts are not permitted. 7. Visible body piercings and visible tattoos are not allowed. Girls may wear modest earrings. Hair must be a natural color and may not be styled in an extreme fashion. Excessive make-up may not be worn.



# STAR of THE WEEK

- ★ Send pictures taken of your child.
- ★ Bring something your family likes to eat to class.
- ★ Send your child's favorite book to school & have it read to the class
- ★ Bring in a special show-and-tell.
- ★ Bring in a special treat to share.
- ★ Other creative suggestions may be added.
- ★ Youtube videos or emailed powerpoint slideshows





# FOLDERS



Left = Left at Home

Right = Right Back to School



## What is a B.I.R.D. book? Being Independent & Ready Daily

Every afternoon a take-home folder (B.I.R.D. book) will come home. Please look through the folder EACH NIGHT and send the folder back to school with the finished homework and signed notes when applicable. Please be sure to always keep your Reading Log in your folder as well.

<b>Money and Notes Pouch</b>	This pouch will house notes "for the teacher" and notes "for the parents" - it is also an ideal place to put money for tuition, lunch, milk, and field trips.
<b>Folder Pockets</b>	School notes, permission slips, homework, and other important sheets will be placed in the 2 pocket folders. The hands located on the folder's pockets indicate if the paperwork is to be filled out and brought <b>RIGHT Back to School</b> or <b>LEFT at Home</b> .
<b>Class List Label</b>	A class list label is attached to the BIRD Book for you to reference when needed.
<b>Schedule</b>	Our class schedule will be attached to the BIRD Book for you to reference when needed. Our subjects, specials, lunch, and recess time are indicated on the schedule.
<b>Handwriting and Sight Words &amp; Fluency Phrases Books</b>	Your child will learn many high frequency words in 1st Grade. Our handwriting chart is also included so you can see the <b>proper</b> way your child is expected to write letters.
<b>Spelling Lists</b>	Spelling words will be included in your child's BIRD book.
<b>Reading Road Race Rally Book Log</b>	Please fill out the reading log weekly and keep in folder.





# HOMEWORK



**GRADES K-4 HOMEWORK POLICY** In an effort to teach diligence and responsibility, St. Paul Lutheran School requires children to complete homework on time and to the best of their God-given ability. Parents are to play an active role in encouraging their child to maximize their blessings and turn in their work on time. Late work will result in a 10% grade reduction. (First grade will start grade reduction third trimester.) When students fall behind in their work, they will need to spend time after school. Those students that have outstanding work as of 3:15 pm on Tuesday from that week or previous weeks will be required to attend a 30 minute after school detention on Thursday. This policy will start at the beginning of the year for grades 1-4. Kindergarten will begin this policy third trimester.



# Auction



We will be donating an *Au Naturel* thematic basket for the auction. We will be working with Mrs. Pingel's class for this endeavor.

ENCHANTMENT  
Under The Sea

St. Paul Lutheran Church & School Auction  
701 Washington Street, Grafton

SATURDAY  
OCTOBER 16<sup>TH</sup>, 2021


Silent auction begins at  
6:00 pm; live auction follows.  
\$20 admission includes; catered dinner,  
dessert and bidder number

[www.splgrifton.org](http://www.splgrifton.org)

Online  
PRE AUCTION

Contact school office for advanced tickets and table reservations





*Thank you  
for coming!*

May God Bless  
Our School  
Year!

